

# Previewing a Content Item

*The following applies to XperienCentral versions R29 and higher.*

You can easily preview how a content item appears on the website frontend. While in principle the XperienCentral Editor presents a WYSIWYG view of your content and you are pretty much seeing it as it really is while editing it, the preview function shows you the whole picture of the content item without any sign of the Workspace or other parts of the XperienCentral backend. The preview functionality of XperienCentral works for both published and planned versions of content items. Furthermore, you can make the preview of an unpublished content item temporarily available to a non-XperienCentral user, that is, someone who does not have permission to log in to the backend of your XperienCentral deployment.



Previewing an unpublished content item makes use of a temporary security token. You can define how long this token is valid. See the setting [reviewtoken\\_expire\\_minutes](#) under the `website_settings` section of the [General](#) tab of the [Setup Tool](#).

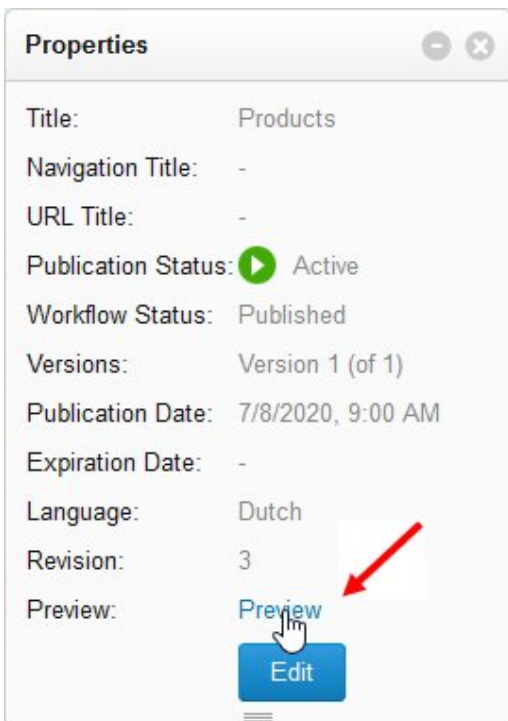
## In This Topic

- [Previewing a Published Content Item](#)
- [Previewing a Planned Content Item](#)


## Previewing a Published Content Item

The preview functionality allows you to see exactly how a published content item appears on the XperienCentral frontend. To preview a published content item, follow these steps:

1. Navigate to the content item.
2. While viewing the content item, expand the Sidebar containing the [Properties widget](#).
3. In the Properties widget, click the Preview button:



The content item will open in a new browser tab. For example:




[This is what we do](#)[Products](#)[Customer stories](#)[About us](#)

NL [vacancies](#)

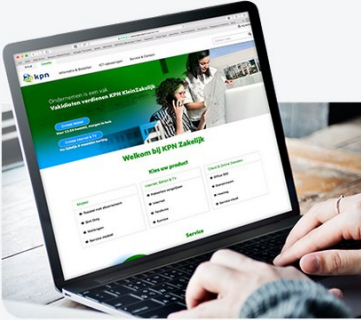
## XperienCentral

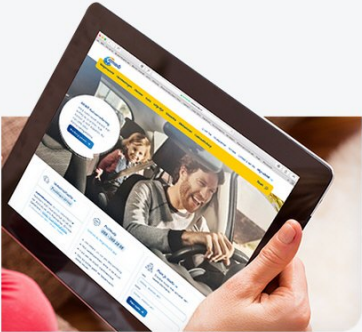
XperienCentral is a powerful content engine that integrates very easily with other systems, turning your CMS into the hub of your customer communication, because it supplies content to all your channels. Your website first and foremost, but also the account log-in page, intranet, apps, email and the webshop.

*'I'd like to couple you to our CMS.'*



**Hans Arnouts**  
06 288 124 74  
hans.arnouts@gxsoftware.com






## BlueConic

BlueConic is the epicenter of your customer data. This platform collects customer information from all your business applications and merges that with data revealed by customers online. In this way, you generate real-time 360° customer profiles that marketers prize above all else.

*'I'd also like to collect your data.'*



**Jeroen Bouwmeester**  
06 102 390 37  
jeroen.bouwmeester@gxsoftware.com

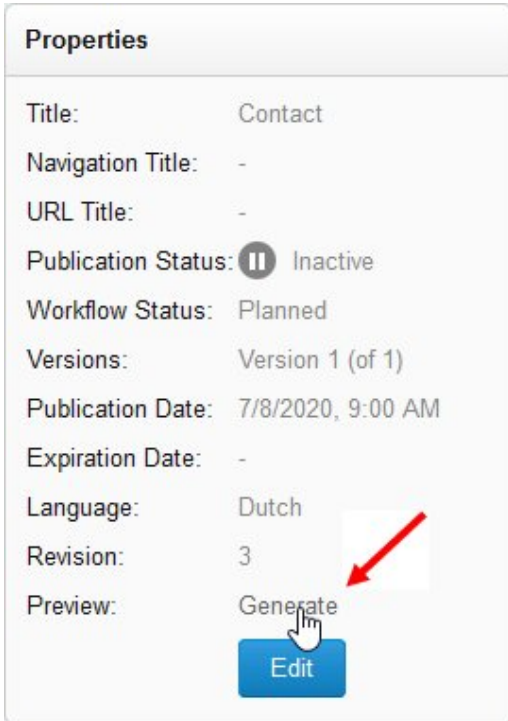
[Back to top](#)

## Previewing a Planned Content Item

The preview functionality allows you to see exactly how a planned content item will appear on the XperienCentral frontend. To preview a planned content item, follow the steps below.

1. Navigate to the content item.
2. While viewing the content item, expand the Sidebar containing the [Properties widget](#).

3. In the Properties widget, click the Generate button:




**Properties**

Title: Contact

Navigation Title: -

URL Title: -

Publication Status:  Inactive

Workflow Status: Planned

Versions: Version 1 (of 1)

Publication Date: 7/8/2020, 9:00 AM

Expiration Date: -

Language: Dutch

Revision: 3

Preview: Generate

Edit

A URL similar to the following is copied to the Clipboard:


`http://gxsoftware.com/products/contact.htm?previewtoken=9c9a5af0`

and the "Generate" button is replaced by the message "Copied to Clipboard". Distribute this link to everyone you want to grant the right to the preview. This preview URL is temporary and expires after the amount of time defined by your application manager — the default expiration time is 24 hours.



Each time you navigate to a content item, the Generate button is again available. If you generate multiple preview URLs, each is unique and all will remain valid for their timeout periods.

When someone pastes the generated URL in a browser, they will see a preview of the unpublished content item. For example:



[Home](#) [Pricing](#) [Contact](#) [Get quote](#)

## Contact

**GX Software**  
Wijchenseweg 111  
6538 SW Nijmegen  
the Netherlands

+31 (0)24 388 82 61  
[info@xpriencentral.com](mailto:info@xpriencentral.com)

### Send us a message

Email

First Name

Last Name

Message

GX Software needs the contact information you provide to us to contact you about our products and services. You may unsubscribe from these communications at any time. For information on how to unsubscribe, as well as our privacy practices and commitment to protecting your privacy, please review our [Privacy Policy](#).

Submit

### Want to stay up to date?

Subscribe to product news

Email address

subscribe

### Need support?

Let us know if you have a question  
[Contact us >](#)

### Contact

Wijchenseweg 111  
6538 SW Nijmegen  
[info@xpriencentral.com](mailto:info@xpriencentral.com)  
+31 (0)24 388 82 61

[Back to top](#)

